

Abial Crow

in the 1840 United States Federal Census



VIEW

View blank form

Name: **Abial Crow**

Home in 1840 (City, County, State): **East Windsor, Hartford, Connecticut**

Free White Persons - Males -
30 thru 39: **1**

Free White Persons - Females
- 5 thru 9: **2**

Free White Persons - Females
- 10 thru 14: **1**

Free White Persons - Females
- 30 thru 39: **1**

Persons Employed in
Agriculture: **1**

Free White Persons - Under
20: **3**

Free White Persons - 20 thru
49: **2**

Total Free White Persons: **5**

Total All Persons - Free White,
Free Colored, Slaves: **5**

Source Citation

Year: 1840; Census Place: *East Windsor, Hartford, Connecticut*; Roll: 24;

Page: 243; Image:492; Family History Library Film: 0003019

Source Information

Ancestry.com. *1840 United States Federal Census* [database on-line]. Provo, UT,

USA: Ancestry.com Operations, Inc., 2010.


Edmund Taylor Dist. No. 2 Town of East Hana

Chapin Daniel		1	1	1	1	1					1	1	2		1			
Childs Elisha E					1						1		1					
Crane James	1		1			1					1				1			
Crane Susanna															1	1		1
Crum Rufus	2	1			1	1					1	1			1			
Clark Charles			2		1	1							1		1			
Clark Frederick					1	1				1				1				
Clark Azuba														1			1	
Crow Abial						1					2	1			1			
Crane Mary														1			1	
Collins James						1									1			
Capin Nathaniel									1						1			1
Chaplin William					1									1				
Champion Peter										1				1				
Cumer Joseph					1	1								1			1	
Chapin Henry			1							1	2	1	2		1			1
Chan John																	1	

74

Austin Crow

in the 1840 United States Federal Census



[VIEW](#)

View blank form

Name: **Austin Crow**

Home in 1840 (City, County, State): **Ellington, Tolland, Connecticut**

Free White Persons - Males - Under 5: **1**

Free White Persons - Males - 5 thru 9: **1**

Free White Persons - Males - 10 thru 14: **1**

Free White Persons - Males - 40 thru 49: **1**

Free White Persons - Females - Under 5: **1**

Free White Persons - Females - 5 thru 9: **2**

Free White Persons - Females - 10 thru 14: **1**

Free White Persons - Females - 15 thru 19: **1**

Free White Persons - Females - 40 thru 49: **1**

Persons Employed in Agriculture: **4**

Free White Persons - Under 20: **8**

Free White Persons - 20 thru 49: **2**

Total Free White Persons: **10**

Total All Persons - Free White, Free Colored, Slaves: **10**

7B

Source Citation

Year: 1840; Census Place: *Ellington, Tolland, Connecticut*; Roll: 31; Page: 14;

Image: 31; Family History Library Film: 0003023

Source Information

Ancestry.com. *1840 United States Federal Census* [database on-line]. Provo, UT,

USA: Ancestry.com Operations, Inc., 2010.

Images reproduced by FamilySearch.

Original data: Sixth Census of the United States, 1840. (NARA microfilm publication

M704, 580 roll

70

(No. 4.) 3934

SCHEDULE of the whole number of persons within the division allotted

NAME OF HEADS OF FAMILIES.	FREE WHITE PERSONS, INCLUDING HEADS OF FAMILIES.																									
	MALES													FEMALES												
	Under 5	5 under 10	10 under 15	15 under 20	20 under 25	25 under 30	30 under 40	40 under 50	50 under 60	60 under 70	70 under 80	80 under 90	90 under 100	100 and up-ward.	Under 5	5 under 10	10 under 15	15 under 20	20 under 30	30 under 40	40 under 50	50 under 60	60 under 70	70 under 80	80 under 90	90 under 100
<i>Bradley Austin</i>		1				1									1	1			2							
<i>Chapman John</i>			1				1											1	1	1						
<i>Chaffee Nelson</i>	1				1	1													1							
<i>Chapman Chester</i>	1	1	1				1								1	1				1	1					
<i>Carpenter Jonathan</i>	1		2				1									1		1		1						
<i>Crow Austin</i>	1	1	1				1								1	2	1	1			1					
<i>Clarke Joel</i>						1	1									1	1	1		1						
<i>Chapin Jonathan</i>			1		1														1							
<i>Chauncey Maxwell</i>			1					1											1							


W. J. Ellington

*

70

Martin S Crary

in the 1840 United States Federal Census



VIEW

View blank form

Name: **Martin S Crary**
[*Martin S Crary*]

Home in 1840 (City, County, State): **Norwalk, Fairfield, Connecticut**

Free White Persons - Males -
30 thru 39: **1**

Free White Persons - Females
- 5 thru 9: **1**

Free White Persons - Females
- 20 thru 29: **1**

Persons Employed in
Manufacture and Trade: **1**

Free White Persons - Under
20: **1**

Free White Persons - 20 thru
49: **2**

Total Free White Persons: **3**

Total All Persons - Free White,
Free Colored, Slaves: **3**

Source Citation

Year: 1840; Census Place: *Norwalk, Fairfield, Connecticut*; Roll: 21; Page: 137;
Image: 279; Family History Library Film: 0003018

Source Information

Ancestry.com. *1840 United States Federal Census* [database on-line]. Provo, UT,
USA: Ancestry.com Operations, Inc., 2010.
Images reproduced by FamilySearch.

Original data: Sixth Census of the United States, 1840. (NARA microfilm publication

7E


*
Yorwalle Fairfule County

Nathan Jarvis		1	1					1										3		1
Thos Bishop	1			1						1								1		
Walter Moore		1						1										1		1
Joseph Robbins	1					1								2				1		1
Geo. Mear				1						1								1		
Hansford Banks	1					1												1		
Thos. Ray		1				1								1				1		
Henry Birms	1					1												1		
Martin L. Crary						1								1				1		
Daniel James			1	1					1											1
Hugh Brown		2				1							1					1		
Cyrus A. Mead	1			2		1	2					1	1				1	1		
Lyman Hedding	2	2				1							1					1		
James Mitchell	2	1		2		1	1					2	1	1	1		1	1		
Frederic A. Morris	1					1												1		
Thomas Mills						1														1

7E

Segrand Crarey

in the 1840 United States Federal Census



VIEW

View blank form

Name: **Segrand Crarey**
[Legrand Craw]

Home in 1840 (City, County, State): **Norwalk, Fairfield, Connecticut**

Free White Persons - Males -
10 thru 14: **1**

Free White Persons - Males -
30 thru 39: **1**

Free White Persons - Females
- 50 thru 59: **1**

Persons Employed in
Manufacture and Trade: **1**

Free White Persons - Under
20: **1**

Free White Persons - 20 thru
49: **1**

Total Free White Persons: **3**

Total All Persons - Free White,
Free Colored, Slaves: **3**

Source Citation

Year: 1840; Census Place: *Norwalk, Fairfield, Connecticut*; Roll: 21; Page: 148;
Image: 301; Family History Library Film: 0003018

Source Information


Ancestry.com. *1840 United States Federal Census* [database on-line]. Provo, UT,
USA: Ancestry.com Operations, Inc., 2010.
Images reproduced by FamilySearch.

Original data: Sixth Census of the United States, 1840. (NARA microfilm publication

76

Thos Y Crow

in the 1840 United States Federal Census



VIEW

View blank form

Name: Thos Y Crow

Home in 1840 (City, County, State): Norwalk, Fairfield, Connecticut

Free White Persons - Males -
5 thru 9: 2

Free White Persons - Males -
40 thru 49: 1

Free White Persons - Females
- 10 thru 14: 2

Free White Persons - Females
- 15 thru 19: 1

Free White Persons - Females
- 40 thru 49: 1

Persons Employed in
Manufacture and Trade: 1

Free White Persons - Under
20: 5

Free White Persons - 20 thru
49: 2

Total Free White Persons: 7

Total All Persons - Free White,
Free Colored, Slaves: 7

Source Citation

Year: 1840; Census Place: Norwalk, Fairfield, Connecticut; Roll: 22; Image: 285;
Family History Library Film: 0003018

Source Information

Ancestry.com. 1840 United States Federal Census [database on-line]. Provo, UT,
USA: Ancestry.com Operations, Inc., 2010.

71

(No. 4.)

SCHEDULE of the whole number population in each division

FRANK COUNTY, MISSOURI

NAMES OF HEADS OF FAMILIES

MALES

FEMALES

Total	MALES												Total	FEMALES											
	5	10	15	20	25	30	35	40	45	50	55	60		65	70	75									

Total Males

Frank County

Williams, Nora
 Anace Taylor
 Francis Hoyt
 Griffin Hayler
 Thos Y. Crow
 John Raymond
 Allen R. Newell
 James Connor
 David Marvin

														1												
		1	1					1							1	1		1		1						
			1					1							1	1				1						
1		1						1								2	1				1					
	2	2		1												2	1				1					
	1					1									1				1							
2						1									1					1						
											1															

52